

Multi Suction Head

Data sheet

The Kongskilde Multi Suction Head offers a flexible solution for efficient trim extraction in the paper and plastic converting industries.

The Multi Suction Head ensures easy adjustment of the pick up points where suction of waste trims directly from the production machine is required.

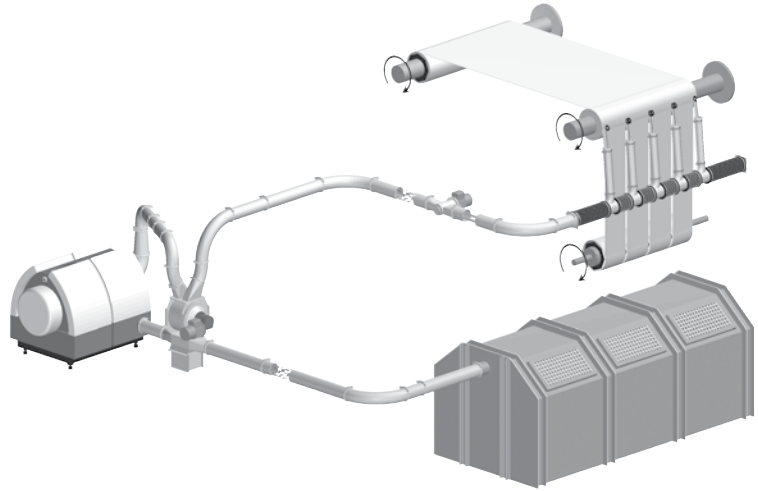
The Multi Suction Head is available in both OK100 and OK160 piping and is easily installed with a new Kongskilde or an existing pneumatic waste handling system.



Applications

The Multi Suction Head is installed directly on the main machinery, taking up minimal space.

The trim pick-up points are easily moved forth and back on the main pipe, offering custom-built solutions and fast setup for new converting jobs.

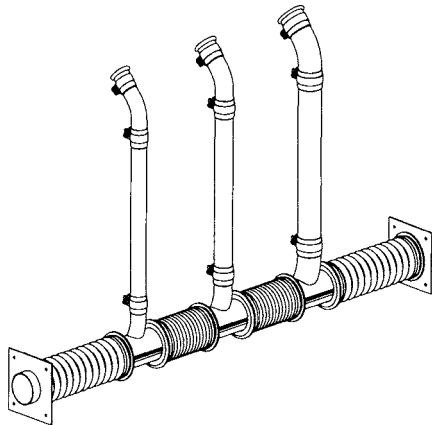


Function

The Multi Suction Head consists of a main pipe with an opening along the length of the pipe. Pick-up points, available in different diameters, are mounted on moveable sleeves that

attach to the outside of the main pipe allowing a precise fit to the main machinery. A flexible hose between the moveable sleeves contains the air inside the main pipe.

The possibility of having various distances between pick-up points is achieved by the flexible hose between the movable sleeves. Therefore, the maximum distance between two pick-up pipes is 6 times the minimum distance.



To ensure an even suction in all pick-up points, the main piping is conical inside with the most narrow end closest to the blocked side of the main pipe. To ensure easy adjustment of the suction points, the pipe is cylindrical on the outside.

The main piping is provided with a flange in both ends for mounting to the production machine. In one side of the production machine, it has to be possible to go through the frame for connecting the Multi Suction Head to the pipe system from the Multiair.

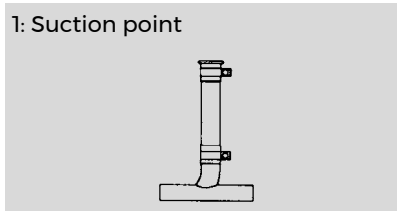
The main pipe is available in four standard lengths, which can be shortened with up to a metre in both ends to match the width of the main machinery.

Components

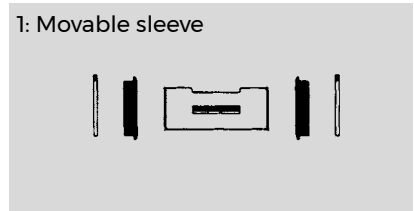
The Multi Suction Head consists of four main components which in various combinations constitute a complete Multi Suction Head.

Drawings of four main components

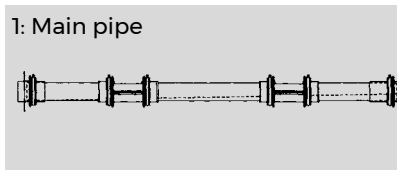
1: Suction point




1: Movable sleeve



1: Main pipe



1: Flexible hose



Ordering

The Multi Suction Head can be configured in a large number of combinations. Therefore, the various parts are to be ordered separately. Please see table below for guidelines. Do to the flexibility in the construction the Multi Suction Head is delivered as single components.

The main piping can be ordered in three standard lengths; 1.3-3.3 m, 3.3-4.5 m and 4.5-6.3 m.

When calculating the required length of the main pipe, the width should be measured from flange to flange.

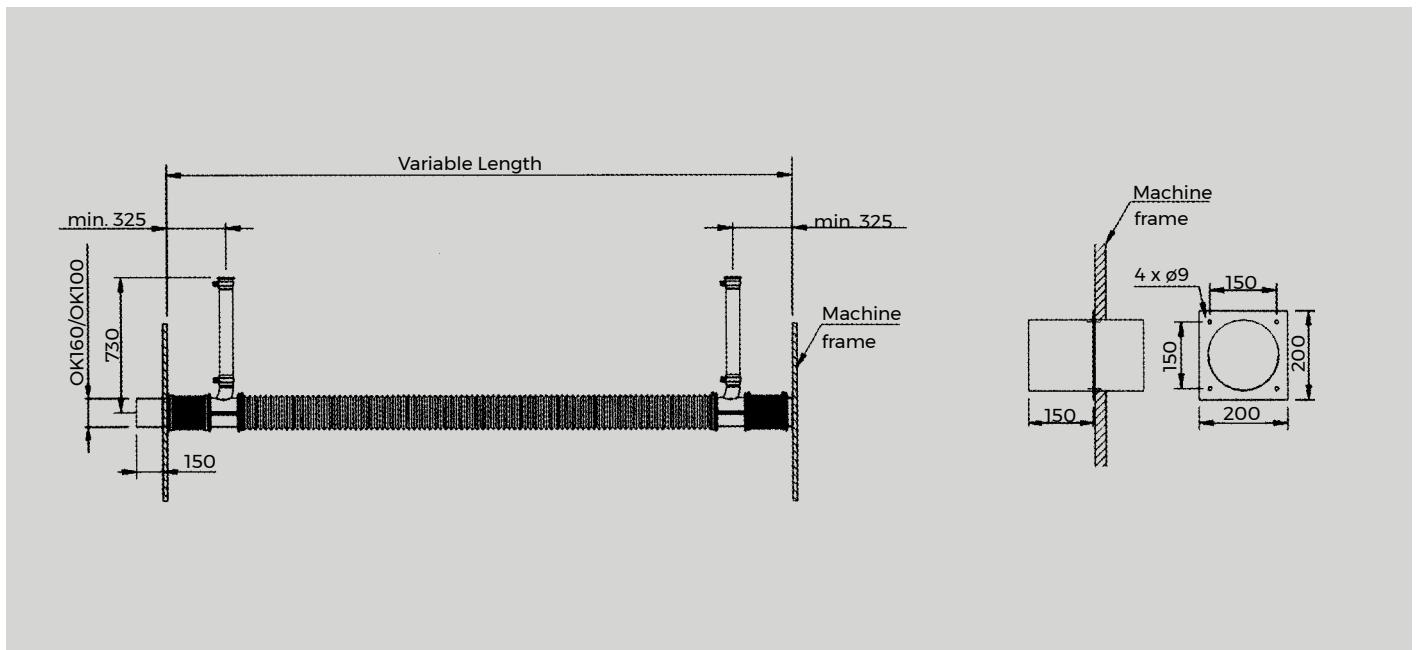
The main pipe for the Multi Suction Head is as standard delivered with two sleeves. Additional sleeves can be ordered separately.

Flexible hose is likewise to be ordered separately. The flex hose is delivered in three different lengths: 2 m, 4 m and 6 m. To obtain the optimal flexibility of the installation, it is important that the flexible hose suits the wanted options.

Multi Suction Head OK100						
Diameter of suction points				Components		
Ø50	Ø60	Ø76	Ø100	Main pipe min. length	Number of movable sleeves to be ordered separately	Number of suction points
		2		0.8	0	2
	3			1.2	1	3
4				1.6	2	4
2	2			1.6	2	4
5				2.0	3	5

Multi Suction Head OK160						
Diameter of suction points				Components		
Ø50	Ø60	Ø76	Ø100	Main pipe min. length	Number of movable sleeves to be ordered separately	Number of suction points
			2	0.8	0	2
			3	1.2	1	3
		1	2	1.2	1	3
1			2	1.2	1	3
		4		1.6	2	4
2			2	1.6	2	4
3			2	2.0	3	5
	4	2		2.4	4	6
4			2	2.4	4	6
	7			2.8	5	7
	5	2		2.8	5	7
5		2		2.8	5	7
	8			3.2	6	8
6		2		3.2	6	8
7		2		3.6	7	9
10				4.0	8	10
8		2		4.0	8	10
11				4.4	9	11
12				4.8	10	12

Dimensions



Options

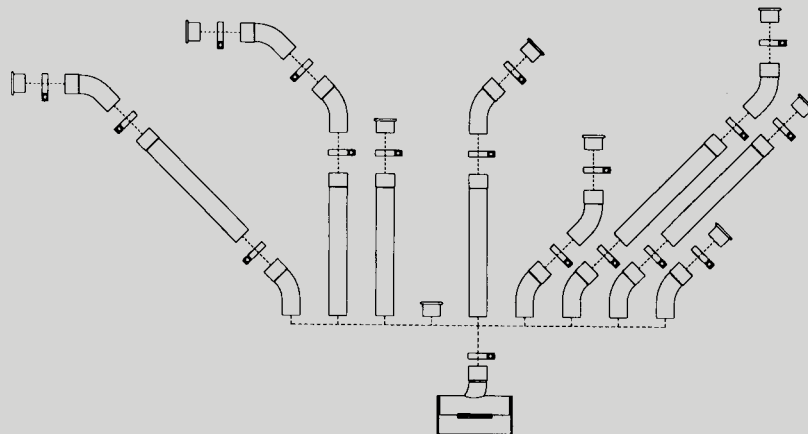
In case of several waste trims, the needed number of additional pick-up points can be installed. The number of suction points possible is determined by the length of Multi Suction Head (machine width).

The Multi Suction Head again proves its flexibility by the different components for suction points. Due to the selection

of bends and pipes, the suction point can be pointed in almost any direction.

Additional equipment for the Multi Suction Head includes 45° bends, various piping and extra clamps.

Various combinations of bends



Subject to be changed without notice. 123001557 KNA/GB/MC 3000-5000/DATA/0618

Kongskilde Industries USA Inc.
 1802 Industrial Park Drive, Unit A
 Normal, IL 61761
 Tel.: (309) 452-3300
 kna@kongskilde-industries.com
 www.kongskilde-industries.com

