

KIA 12/20/60

Data sheet

The Kongskilde Industrial Aspirator is designed to separate light impurities or dust from re-processed material or granulated plastic.

The Kongskilde Industrial Aspirator is designed to separate light impurities or dust from re-processed material or granulated plastic.

The Aspirator is suitable for applications where the presence of dust or label fragments can be expected, for example in connection with PETbottle re-processing.



The Kongskilde Industrial Aspirator is typically installed within an existing Kongskilde pneumatic conveying system.

Legs shown on the photo are not included in the standard configuration.

Principle of Function

Using the aspiration principle, the re-processed material falls through an upward moving air stream generated by a blower which is mounted on the Aspirator. The lighter impurities are borne by the air stream through the blower and conveyed through a pipe system into a cyclone or a container, while the reprocessed material falls through the bottom of the Aspirator.

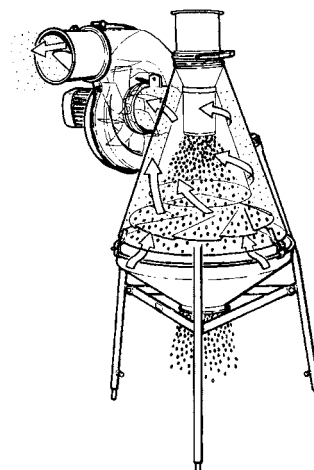
A rotating distributor table in the bottom part of the Aspirator ensures

that the material is evenly distributed in the air stream. This provides maximum cleaning efficiency.


The capacity of the Aspirators will vary depending on the kind of material being cleaned. Re-processed PET-bottles demand a much more concentrated handling than freeflowing granulate in order to clean impurities from the material.

Please note that the indicated capacities are intended as guidelines. To obtain the exact capacity of a given installation, Kongskilde offers to test the specific material, which is to be cleaned.

The KIA 12, 20, 60 Aspirator is available in both a 50 Hz and a 60 Hz model.



KIA 12



KIA 20/60

If the material is first granulated and thereafter conveyed to a Kongskilde Aspirator, where the lighter impurities are separated from the material, the re-processed material will be ready for re-use.

An installation containing an Aspirator results in reduced demand for raw materials as well as a drastical reduction of the quantity of waste material.

Options

Optional equipment for the KIA 20 and 60 includes a motor for the distributor table, which ensures a constant r.p.m.

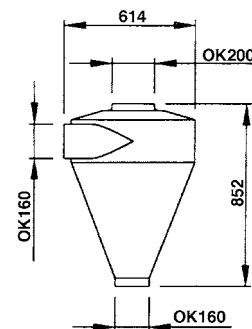
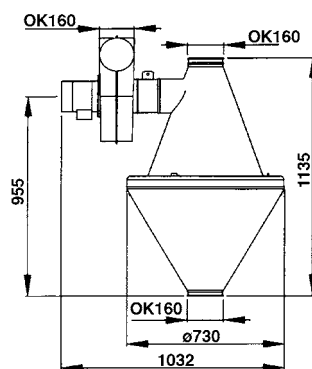
When the motor r.p.m. is controlled by a frequency control, the cleaning performance is considerably increased as the material is more evenly distributed in the Aspirator.

Static electricity reduces the cleaning efficiency as the material sticks together and makes separation more difficult. To avoid static charge, an antistatic ring is available for the KIA Aspirator.

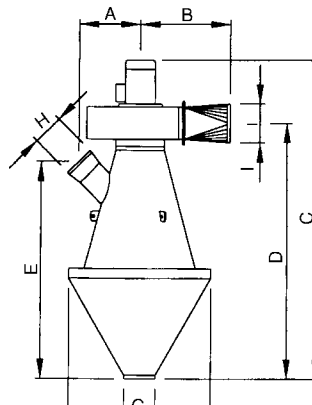
The antistatic ring is mounted under the inlet, inside the Aspirator, which means that all material goes through it before the separation begins.

Dimensions

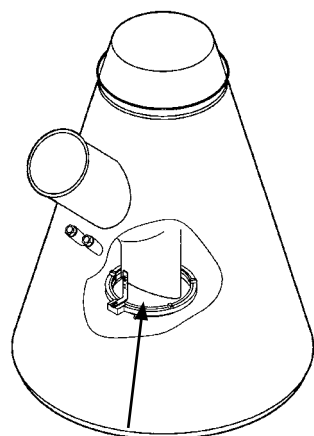
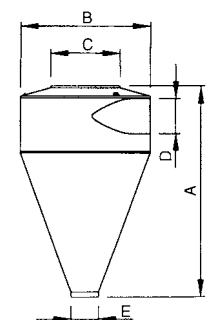
KIA 12



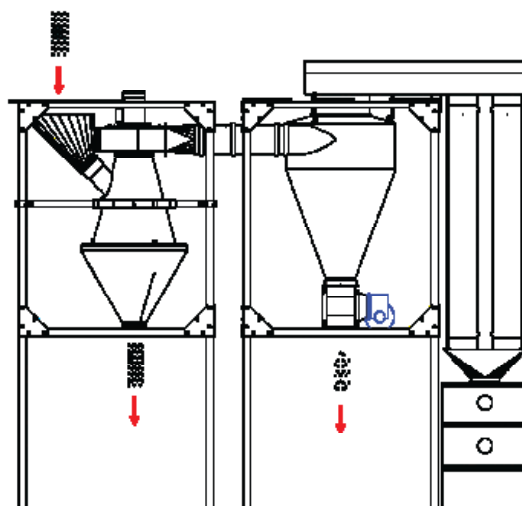
KIA 20/60



OK200/FK300 (RC 20/RC 40)



Antistatic ring.



KIA aspirator with Cyclone and filterunit

Data

Model	KIA 12	KIA 20	KIA 60
Capacity, kg/h	300	700	2250
Motor output, kW	0.75	2.2	7.5
Motor speed, rpm	3000	3000	3000
Weight incl. motor, kg	42	108	260
Pipe dimension of fan	OK160	OK200	Ø300

Aspirator	KIA 20	KIA 60
A	315	415
B	464	543
C	1633	2243
D	1308	1743
E	1110	1491
F	Ø730	Ø1202
G	OK160	OK200
H	OK160	OK200
I	OK200	FK300
Cyclone	OK200	FK300
A	1159	1688
B	Ø754	Ø1148
C	Ø400	FK614
D	OK200	FK300
E	OK200	OK200

Kongskilde Industries A/S

Tel.: +45 72 17 60 50

industry@kongskilde-industries.com

www.kongskilde-industries.com