
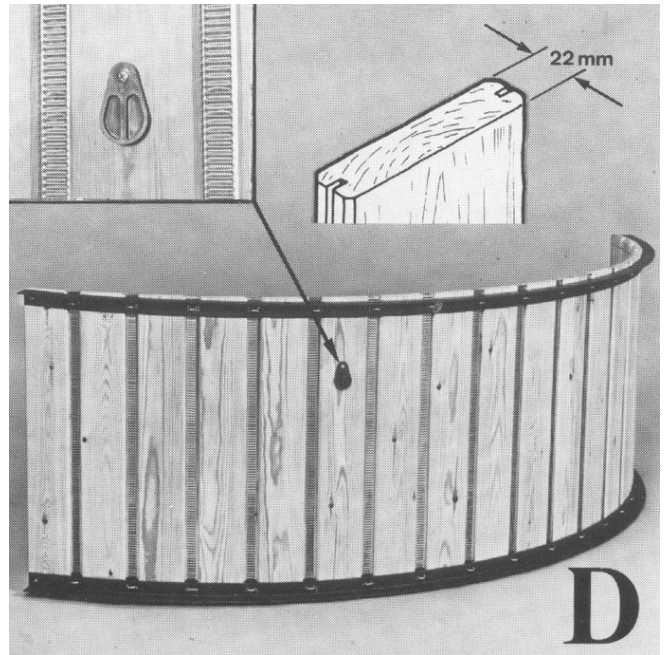
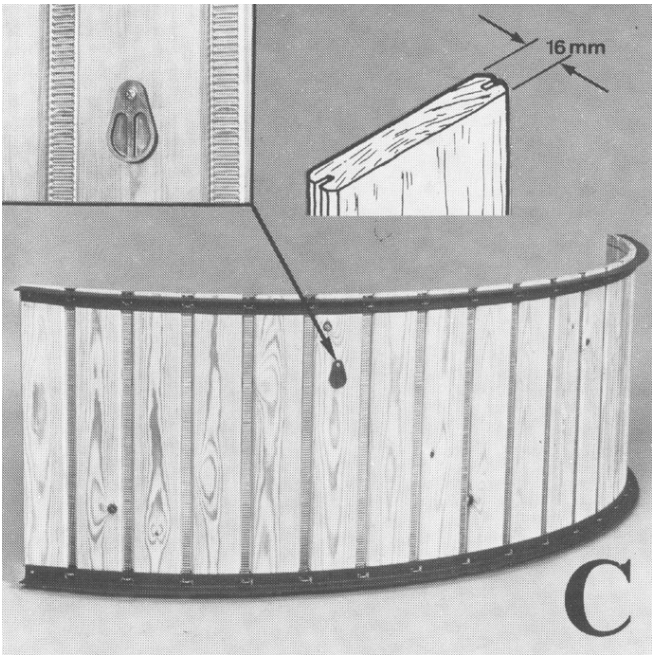
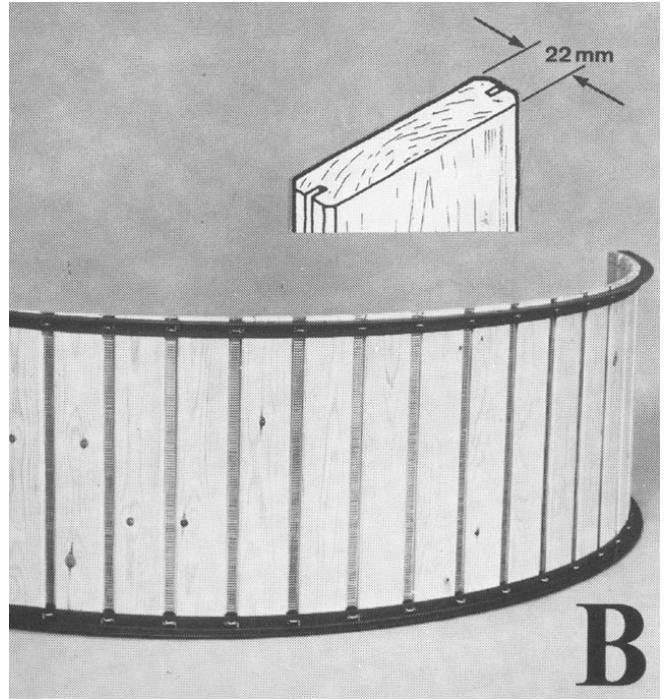
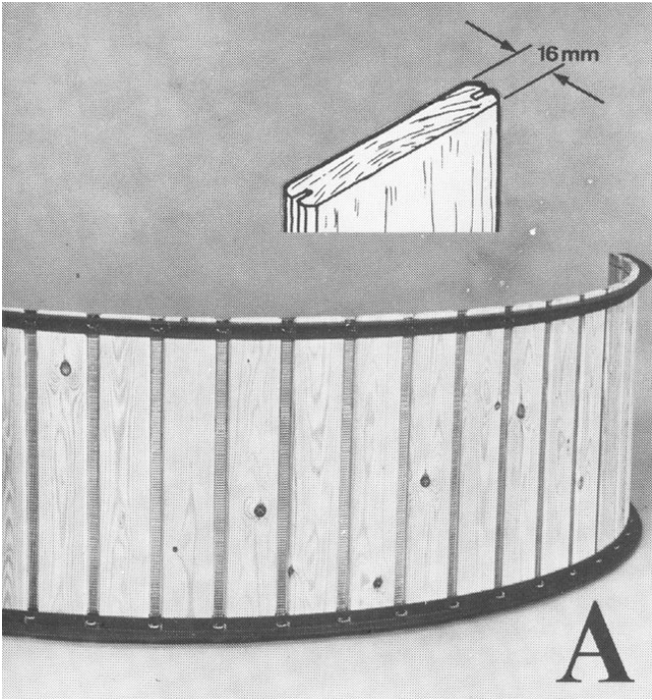






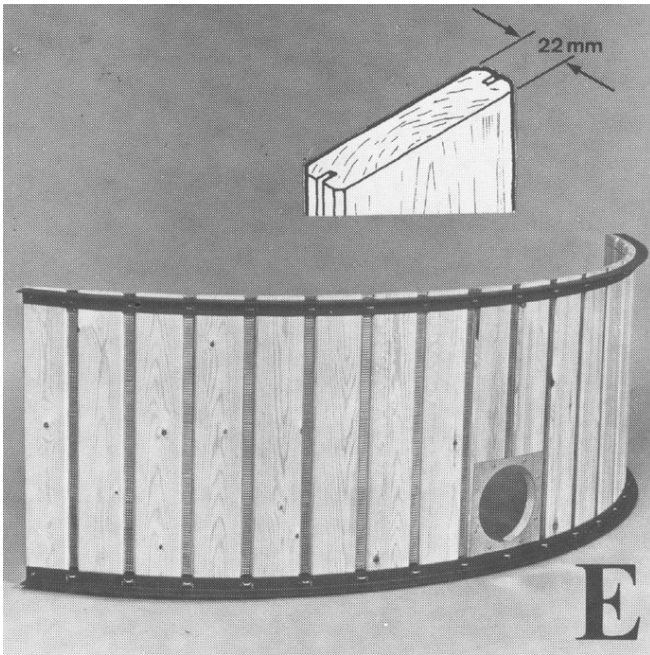
KC/KCT

Grain Storage Silo



Opbygning af silovæg
Aufstellen einer Silowand
Erecting Silo Wall
Montage de la paroi du séchoir





GB

These assembly instructions show the position of the various types of sections and reinforcements to be used when erecting the silo wall.

The pictures show the different types.

- Picture A: Section with 16 mm thick boards.
- Picture B: Section with 22 mm thick boards.
- Picture C: Section with 16 mm thick boards - with hole for sampler.
- Picture D: Section with 22 mm thick boards - with hole for sampler.
- Picture E: Section with 22 mm thick boards - for KC silo with Ø160 mm side inlet air duct and KCT drier with Ø500 mm side air inlet duct. The section for KCT drier consists of 12 boards.
- Picture F: Section with 22 mm thick boards - for assembling the access panel. The section consists of 11 boards.
- Picture G: Reinforcement for silo wall.
- Picture H: Reinforcement with locking handle assemblies - to be fitted to the access panel.

The drawings on page 6 and 7 apply only to KCT driers with flow base type FBB. The other drawings apply to KC silos with Ø160 mm side inlet duct as well as to KCT driers with Ø500 mm side inlet air duct.

How to use the assembly instructions:

Find the drawing corresponding to the size of silo in question. In the type designation the two first figures indicate the diameter - the two last figures the height. Example: KC 40-60 has a diameter of 4 metre and a height of 6 metre.

The table next to the silo indicates the number of the various types of wall sections and reinforcements required.

Example: The first ring for a KC 40-60 silo with side inlet air duct of Ø160 mm must be assembled of the following sections:

- 4 sections of the type shown on picture B
- 1 section of the type shown on picture D
- 1 section of the type shown on picture E
- 6 reinforcements of the type shown on picture G.

NB - On some silos, the 16 mm sections A and C may be replaced by the 22 mm sections B and D.

DE

Diese Montageanweisung zeigt die Platzierung der verschiedenen Typen von Siloflächen und Verstärkungen, die für das Aufstellen der Silowand benötigt werden.

Die Bilder zeigen die verschiedenen Typen.

- Bild A: Fläche aus 16 mm Brettern.
- Bild B: Fläche aus 22 mm Brettern.
- Bild C: Fläche aus 16 mm Brettern - mit Loch für Probeentnehmer.
- Bild D: Fläche aus 22 mm Brettern - mit Loch für Probeentnehmer.
- Bild E: Fläche aus 22 mm Brettern - vorgesehen für KC Silos mit Ø160 mm Seitenbelüftung und für KCT Silos mit Ø500 mm Seitenbelüftung. Die Fläche für die KCT Silos besteht aus 12 Brettern.
- Bild F: Fläche aus 22 mm Brettern - vorgesehen für die Montage der Einstiegluke. Die Fläche besteht aus 11 Brettern.
- Bild G: Verstärkung für die Silowand.
- Bild H: Verstärkung mit Handgriffen - wird an der Einstiegluke montiert.

Die Zeichnungen auf Seite 6 und 7 gelten nur für KCT Silos mit Fließboden Typ FBB. Die übrigen Zeichnungen gelten für sowohl KC Silos mit Ø160 mm Seitenbelüftung als für KCT Silos mit Ø500 mm Seitenbelüftung.

So wird die Montageanweisung gebraucht:

Suchen Sie die für die betreffende Silogrösse passende Zeichnung. Die zwei ersten Ziffern in der Typenbezeichnung des Silos zeigen den Durchmesser - die zwei letzten Ziffern die Höhe des Silos. Beispiel: KC 40-60 hat einen Durchmesser von 4,0 m und eine Höhe von 6,0 m.

Lesen Sie in der betreffenden Silotabelle ab, wieviel Sie von den verschiedenen Flächentypen und Verstärkungen verwenden müssen.

Beispiel: Der erste Ring für ein KC 40-60 Silo mit Ø160 mm Seitenbelüftung wird von den folgenden Flächen zusammengestellt:

- 4 Stück Flächen von dem in Bild B gezeigten Typ.
- 1 Stück Fläche von dem in Bild D gezeigten Typ.
- 1 Stück Fläche von dem in Bild E gezeigten Typ.
- 6 Stück Verstärkungen von dem in Bild G gezeigten Typ.

NB - Bei einigen Silos können die 16 mm Fläche A und C durch die 22 mm Fläche B und D ersetzt werden.

FR

Les instructions de montage précisent la disposition des différents types de panneaux et de renforts utilisés pour le montage des parois du séchoir.

Les photos montrent les différents types.

Photo A: Panneau de planches de 16 mm.

Photo B: Panneau de planches de 22 mm.

Photo C: Panneau de planches de 16 mm - avec trou pour price d'échantillons.

Photo D: Panneau de planches de 22 mm - avec trou pour price d'échantillons.

Photo E: Panneau de planches de 22 mm - pour silos KC avec conduit d'air latéral de Ø160 mm de diamètre, et pour séchoirs KCT avec conduit d'air latéral de Ø490 mm de diamètre. Chaque panneau pour séchoirs KCT se compose de 12 planches.

Photo F: Panneau de planches de 22 mm - pour le montage de la trappe de visite. Le panneau se compose de 11 planches.

Photo G: Renfort pour la paroi du séchoir.

Photo H: Renfort avec système de verrouillage - à monter au panneau de visite.

Les illustrations des pages 6 et 7 ne s'appliquent qu'aux séchoirs KCT avec fond de vidange type FBB. Les autres illustrations s'appliquent aux silos KC avec conduit d'air latéral et aux séchoirs KCT avec conduit d'air latéral de Ø500 mm de diamètre.

Comment utiliser les instructions de montage:

Rechercher l'illustration se rapportant aux dimensions du silo en question. Les deux premiers chiffres de l'appellation-type du silo correspondent au diamètre. Les deux derniers à la hauteur. Exemple: le KC 40-60 a un diamètre de 4,0 m et une hauteur de 6,0 m.

Se rapporter ensuite au tableau situé à droite du silo afin de connaître le nombre de types différents de panneaux et de renforts nécessaires.

Exemple: la première rangée de panneaux, pour un silo KC 40-60, avec conduit d'air latéral de Ø160 mm de diamètre s'assemble en utilisant:

- 4 panneaux du type indiqué à la photo B
- 1 panneau du type indiqué à la photo D
- 1 panneau du type indiqué à la photo E
- 6 renforts du type indiqué à la photo G.

NB - Sur certains silos, les panneaux de planches 16 mm A et C peuvent être remplacés par panneau de planches 22 mm B et D.

DK

Denne montageanvisning viser placeringen af de forskellige typer flager og forstærkninger, som bruges til opbygning af silovæggen.

Billederne viser de forskellige typer.

Billede A: Flage af 16 mm brædder.

Billede B: Flage af 22 mm brædder.

Billede C: Flage af 16 mm brædder - med hul for prøveudtager.

Billede D: Flage af 22 mm brædder - med hul for prøveudtager.

Billede E: Flage af 22 mm brædder - beregnet for KC siloer med Ø160 mm sideindblæsning og KCT siloer med Ø500 mm sideindblæsning. Flagen for KCT siloerne består af 12 brædder.

Billede F: Flage af 22 mm brædder - beregnet for montering af inspektionsluge. Flagen består af 11 brædder.

Billede G: Forstærkning for silovæg.

Billede H: Forstærkning med lukketøj - monteres ud for inspektionsluge.

Tegningerne side 6 og 7 gælder kun for KCT siloer med tømmebund type FBB. De øvrige tegninger gælder både for KC siloer med Ø160 mm sideindblæsning og KCT siloer med Ø500 mm sideindblæsning.

Montageanvisningen bruges således:

Find tegningen af den pågældende størrelse silo. De to første tal i siloens typebetegnelse angiver diameteren - de to sidste højden. Eksempel: KC 40-60 har en diameter på 4,0 meter og en højde på 6,0 meter.

Aflæs i tabellen ud for siloen, hvor mange af de forskellige typer flager og forstærkninger, der skal bruges.

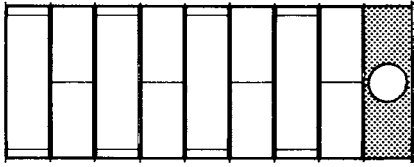
Eksempel: Den første række flager til en KC 40-60 med Ø160 mm sideindblæsning skal opbygges af:

- 4 stk. flager af typen, der er vist på billede B
- 1 stk. flage af typen, der er vist på billede D
- 1 stk. flage af typen, der er vist på billede E
- 6 stk. forstærkninger af typen, der er vist på billede G.

NB - På nogle siloer kan 16 mm flagerne A og C være erstattet af 22 mm flagerne B og D.

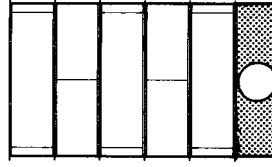
KCT + FBB

	A	B	C	D	E	F	G	H
4,8 m	3							
4,2 m	2	1						
3,6 m	3							
3,0 m	2	1						
2,4 m	2	1						
1,8 m	2	1						
1,2 m			3					
0,6 m					1	1	1	
0								



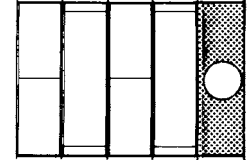
20-48

	A	B	C	D	E	F	G	H
3,0 m	3							
2,4 m	2	1						
1,8 m	3							
1,2 m	2	1						
0,6 m					1	1	1	
0								



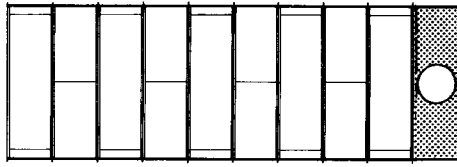
20-30

	A	B	C	D	E	F	G	H
2,4 m	3							
1,8 m	2	1						
1,2 m	3							
0,6 m					1	1	1	
0								



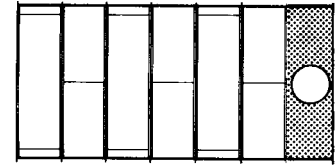
20-24

	A	B	C	D	E	F	G	H
5,4 m	3							
4,8 m	2	1						
4,2 m	3							
3,6 m	2	1						
3,0 m	2	1						
2,4 m	2	1						
1,8 m			3					
1,2 m			3					
0,6 m					1	1	1	
0								



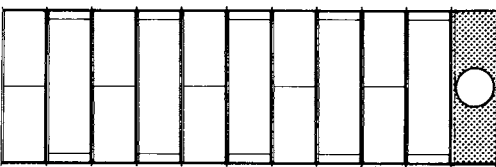
20-54

	A	B	C	D	E	F	G	H
3,6 m	3							
3,0 m	3							
2,4 m	2	1						
1,8 m	3							
1,2 m	2	1						
0,6 m					1	1	1	
0								



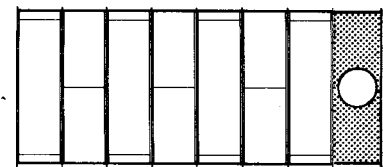
20-36

	A	B	C	D	E	F	G	H
6,0 m	3							
5,4 m	2	1						
4,8 m	3							
4,2 m	2	1						
3,6 m	3							
3,0 m	1	1	1					
2,4 m			3					
1,8 m			2	1				
1,2 m								
0,6 m						1	1	1
0								



20-60

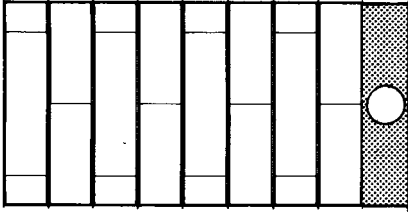
	A	B	C	D	E	F	G	H
4,2 m	3							
3,6 m	3							
3,0 m	2	1						
2,4 m	3							
1,8 m	3							
1,2 m			2	1				
0,6 m						1	1	1
0								



20-42

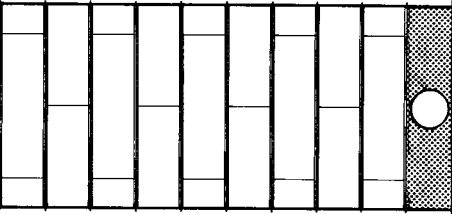
KCT + FBB

	A	B	C	D	E	F	G	H
4,8 m	4							
4,2 m	3	1						
3,6 m	3	1						
3,0 m	1	2	1					
2,4 m		3	1					
1,8 m		3	1					
1,2 m		3	1					
0,6 m	1	1	1	1				
0								



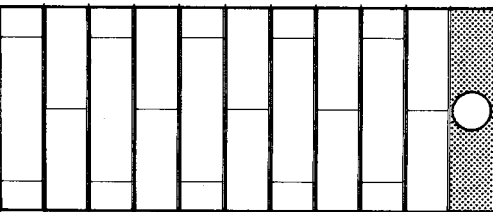
27-48

	A	B	C	D	E	F	G	H
5,4 m	4							
4,8 m	3	1						
4,2 m	3	1						
3,6 m	1	2	1					
3,0 m		3	1					
2,4 m		3	1					
1,8 m		3	1					
1,2 m		3	1					
0,6 m	1	1	1	1				
0								



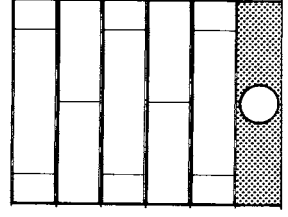
27-54

	A	B	C	D	E	F	G	H
6,0 m	4							
5,4 m	3	1						
4,8 m	3	1						
4,2 m	1	2	1					
3,6 m		3	1					
3,0 m		3	1					
2,4 m		3	1					
1,8 m		3	1					
1,2 m		3	1					
0,6 m	1	1	1	1				
0								



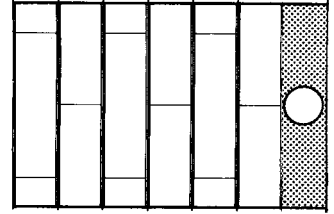
27-60

	A	B	C	D	E	F	G	H
3,0 m	4							
2,4 m	3	1						
1,8 m	3	1						
1,2 m	1	2	1					
0,6 m	1	1	1	1				
0								



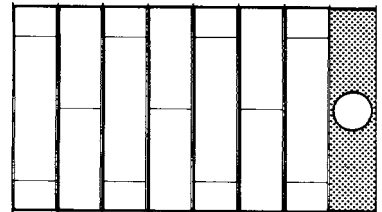
27-30

	A	B	C	D	E	F	G	H
3,6 m	4							
3,0 m	3	1						
2,4 m	3	1						
1,8 m	1	2	1					
1,2 m		3	1					
0,6 m	1	1	1	1				
0								

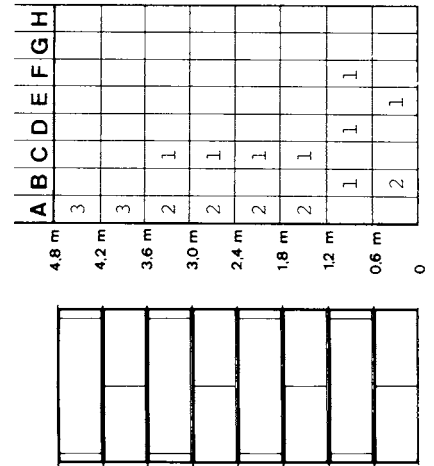
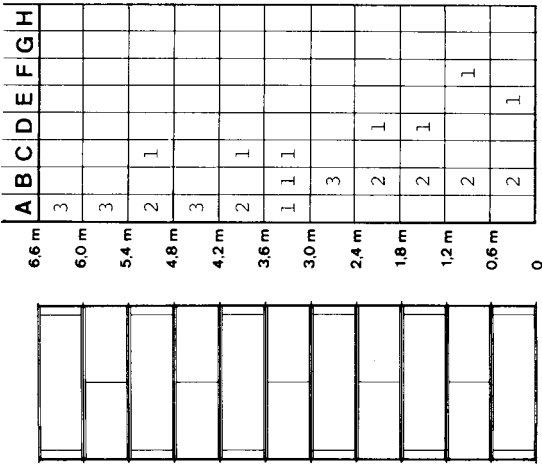
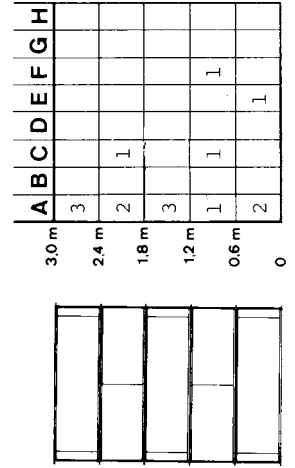
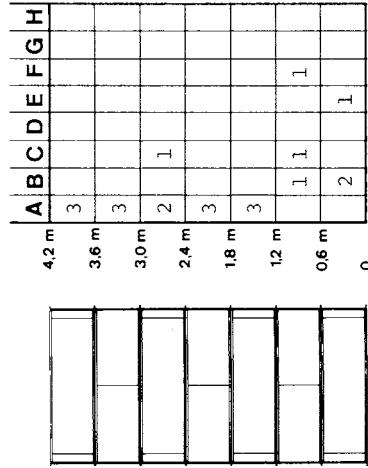
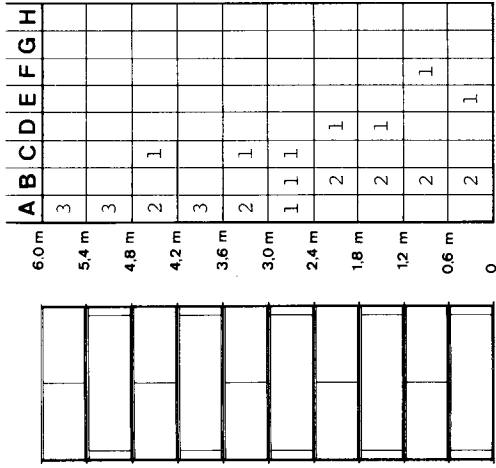
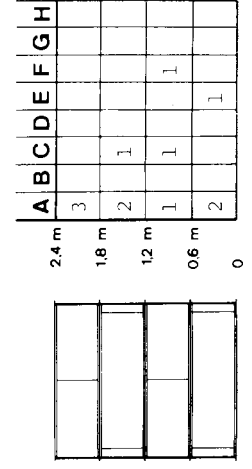
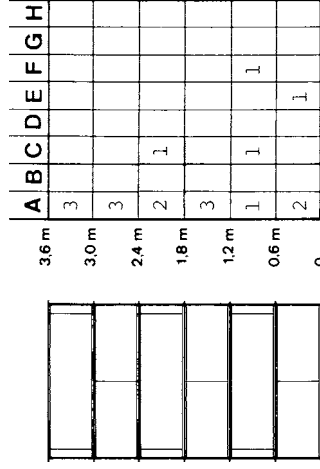




27-36

	A	B	C	D	E	F	G	H
4,2 m	4							
3,6 m	3	1						
3,0 m	3	1						
2,4 m	1	2	1					
1,8 m		3	1					
1,2 m		3	1					
0,6 m	1	1	1	1				
0								

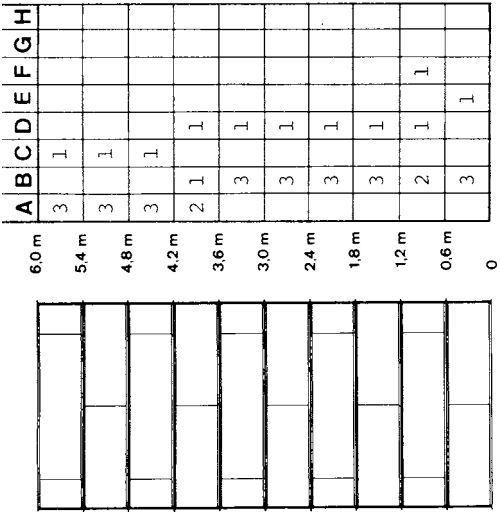


27-42






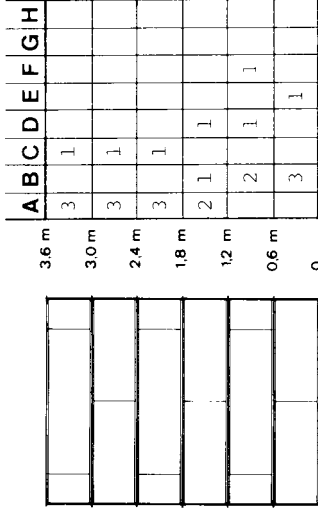
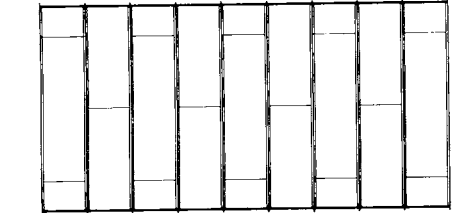
27-66



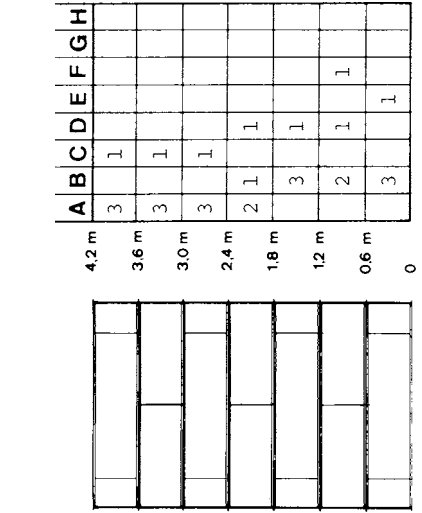
27-60



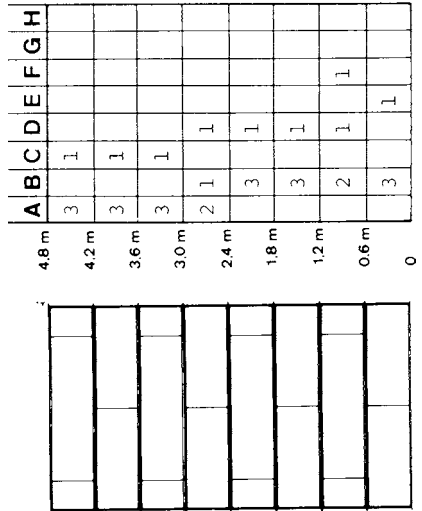
27-54



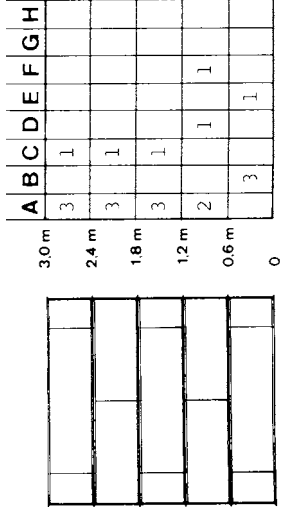
27-36




27-42



27-48



27-30



	A	B	C	D	E	F	G	H
8,4 m	4	1						
7,8 m	4	1						
7,2 m	4	1						
6,6 m	2	2	1					
6,0 m		4	1					
5,4 m		4	1					
4,8 m		4	1					
4,2 m		4	1					
3,6 m		4	1					
3,0 m		4	1					
2,4 m		4	1					
1,8 m		4	1					
1,2 m		2	2	1	4	1		
0,6 m		3	1	1				
0								

33-84

	A	B	C	D	E	F	G	H
4,2 m	4	1						
3,6 m	4	1						
3,0 m	4	1						
2,4 m	2	2	1					
1,8 m		4	1					
1,2 m		3	1	1				
0,6 m		3	1	1				
0								

33-42

	A	B	C	D	E	F	G	H
9,0 m	4	1						
8,4 m	4	1						
7,8 m	4	1						
7,2 m	2	2	1					
6,6 m		4	1					
6,0 m		4	1					
5,4 m		4	1					
4,8 m		4	1					
4,2 m		4	1					
3,6 m		4	1					
3,0 m		4	1					
2,4 m		4	1					
1,8 m		3	2			5		
1,2 m		2	2	1	4	1		
0,6 m		3	1	1				
0								

33-90

	A	B	C	D	E	F	G	H
3,6 m	5							
3,0 m	4	1						
2,4 m	4	1						
1,8 m	1	3	1					
1,2 m		3	1	1				
0,6 m		3	1	1				
0								

33-36

	A	B	C	D	E	F	G	H
9,6 m	4	1						
9,0 m	4	1						
8,4 m	4	1						
7,8 m	2	2	1					
7,2 m		4	1					
6,6 m		4	1					
6,0 m		4	1					
5,4 m		4	1					
4,8 m		4	1					
4,2 m		4	1					
3,6 m		4	1					
3,0 m		4	1					
2,4 m		4	1					
1,8 m		4	1					
1,2 m		3	1	1	4	1		
0,6 m		3	1	1				
0								

33-96

	A	B	C	D	E	F	G	H
3,0 m	4	1						
2,4 m	4	1						
1,8 m	5							
1,2 m		4				1		
0,6 m		3	1	1				
0								

33-30

	A	B	C	D	E	F	G	H
6.6 m	4	1						
6.0 m	4	1						
5.4 m	4	1						
4.8 m	2	2	1					
4.2 m	4	1						
3.6 m	4	1						
3.0 m	4	1						
2.4 m	4	1						
1.8 m	4	1						
1.2 m	2	2	1					
0.6 m	3	1	1					
0								

33-66

	A	B	C	D	E	F	G	H
7.2 m	5							
6.6 m	4	1						
6.0 m	4	1						
5.4 m	1	3	1					
4.8 m	4	1						
4.2 m	4	1						
3.6 m	4	1						
3.0 m	4	1						
2.4 m	4	1						
1.8 m	4	1						
1.2 m	3	1	1					
0.6 m	3	1	1					5
0								

33-72

	A	B	C	D	E	F	G	H
7.8 m	4	1						
7.2 m	4	1						
6.6 m	4	1						
6.0 m	2	2	1					
5.4 m	4	1						
4.8 m	4	1						
4.2 m	4	1						
3.6 m	4	1						
3.0 m	4	1						
2.4 m	4	1						
1.8 m	4	1						
1.2 m	3	1	1					1
0.6 m	3	1	1					5
0								

33-78

	A	B	C	D	E	F	G	H
6.0 m	5							
5.4 m	4	1						
4.8 m	4	1						
4.2 m	4	1						
3.6 m	4	1						
3.0 m	4	1						
2.4 m	4	1						
1.8 m	4	1						
1.2 m	2	2	1					
0.6 m	3	1	1					
0								

33-60

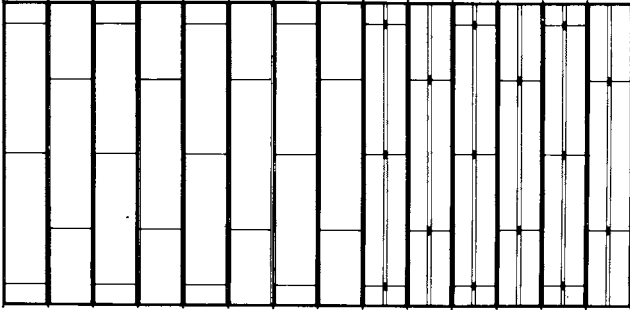
	A	B	C	D	E	F	G	H
5.4 m	5							
4.8 m	4	1						
4.2 m	4	1						
3.6 m	4	1						
3.0 m	4	1						
2.4 m	4	1						
1.8 m	4	1						
1.2 m	3	1	1					
0.6 m	3	1	1					
0								

33-54

	A	B	C	D	E	F	G	H
4.8 m	4	1						
4.2 m	4	1						
3.6 m	4	1						
3.0 m	2	2	1					
2.4 m	4	1						
1.8 m	4	1						
1.2 m	2	2	1					
0.6 m	3	1	1					
0								

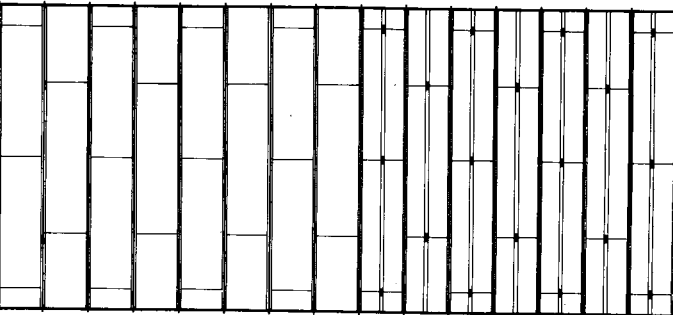
33-48

	A	B	C	D	E	F	G	H
8,4 m	5	1						
7,8 m	5	1						
7,2 m	4	1	1					
6,6 m	5	1						
6,0 m	5	1						
5,4 m	5	1						
4,8 m	4	2						
4,2 m	5	1						
3,6 m	5	1			6			
3,0 m	4	2			6			
2,4 m	5	1			6			
1,8 m	5	1			6			
1,2 m	3	2	1	5	1			
0,6 m	4	1	1					
0								



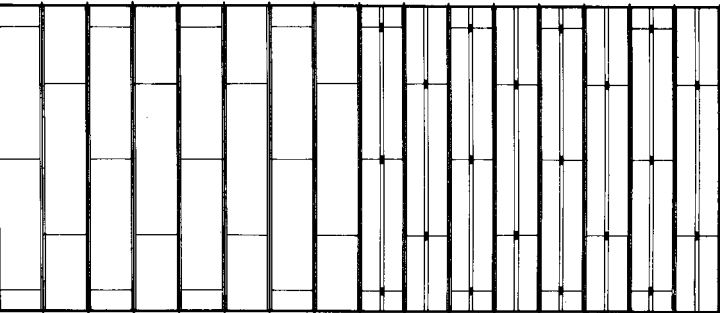
40-84

	A	B	C	D	E	F	G	H
9,0 m	5	1						
8,4 m	5	1						
7,8 m	4	1	1					
7,2 m	5	1						
6,6 m	4	2						
6,0 m	5	1						
5,4 m	5	1						
4,8 m	4	2						
4,2 m	5	1			6			
3,6 m	5	1			6			
3,0 m	4	2			6			
2,4 m	5	1			6			
1,8 m	5	1			6			
1,2 m	3	2	1	5	1			
0,6 m	4	1	1					
0								



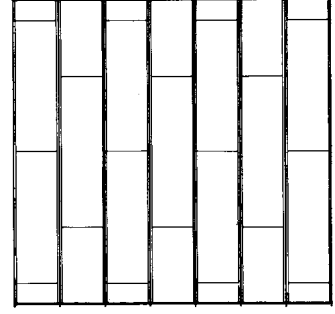
40-90

	A	B	C	D	E	F	G	H
9,6 m	5	1						
9,0 m	5	1						
8,4 m	4	1	1					
7,8 m	4	2						
7,2 m	5	1						
6,6 m	5	1						
6,0 m	5	1						
5,4 m	4	2						
4,8 m	5	1			6			
4,2 m	5	1			6			
3,6 m	5	1			6			
3,0 m	4	2			6			
2,4 m	5	1			6			
1,8 m	5	1			6			
1,2 m	3	2	1	5	1			
0,6 m	4	1	1					
0								




40-96

	A	B	C	D	E	F	G	H
4,2 m	5	1						
3,6 m	5	1						
3,0 m	4	1	1					
2,4 m	5	1						
1,8 m	5	1						
1,2 m	3	2	1					
0,6 m	4	1	1					
0								




40-42

	A	B	C	D	E	F	G	H
3,6 m	5	1						
3,0 m	5	1						
2,4 m	4	2						
1,8 m	5	1						
1,2 m	3	2	1					
0,6 m	4	1	1					
0								




40-36


	A	B	C	D	E	F	G	H
3,0 m	5	1						
2,4 m	5	1						
1,8 m	4	1	1					
1,2 m	4	1	1					
0,6 m	4	1	1					
0								




40-30



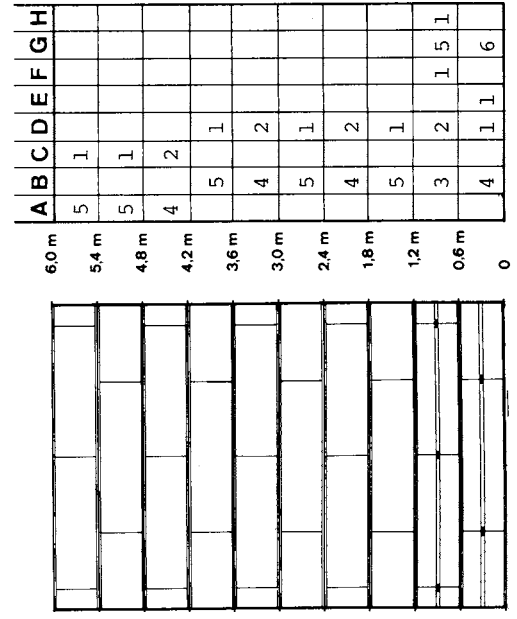
40-66




40-72




40-78



40-60




40-54



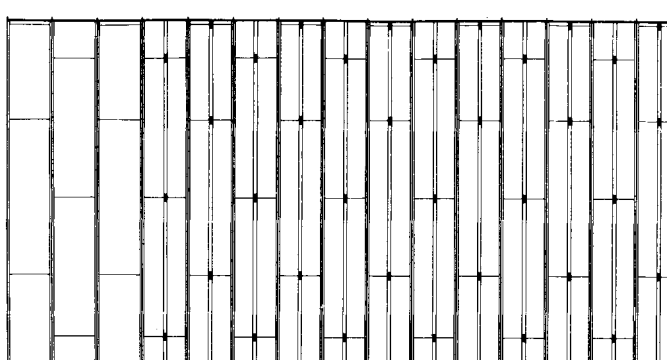
40-48

	A	B	C	D	E	F	G	H
9,0 m	6	1						
8,4 m	6	1						
7,8 m	6	1						
7,2 m	6	1						
6,6 m	5	2					7	
6,0 m	5	2					7	
5,4 m	5	2					7	
4,8 m	6	1					7	
4,2 m	5	2					7	
3,6 m	5	2					7	
3,0 m	5	2					7	
2,4 m	6	1					7	
1,8 m	5	2					7	
1,2 m	5	2					7	
0,6 m	4	2		1	6	1		
0	6			1			7	



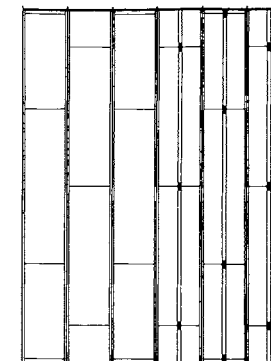
47-90

	A	B	C	D	E	F	G	H
9,6 m	6	1						
9,0 m	6	1						
8,4 m	6	1						
7,8 m	5	2						
7,2 m	5	2					7	
6,6 m	5	2					7	
6,0 m	6	1					7	
5,4 m	5	2					7	
4,8 m	5	2					7	
4,2 m	5	2					7	
3,6 m	6	1					7	
3,0 m	5	2					7	
2,4 m	5	2					7	
1,8 m	5	2					7	
1,2 m	2	3	1	1			7	
0,6 m	4	2		1	6	1		
0	5		1	1			7	



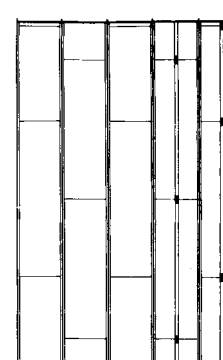
47-96

	A	B	C	D	E	F	G	H
3,6 m	6	1						
3,0 m	5	2						
2,4 m	5	2						
1,8 m	6	1					7	
1,2 m	4	2			1	6	1	
0,6 m	6			1			7	
0								




47-36

	A	B	C	D	E	F	G	H
3,0 m	6	1						
2,4 m	6	1						
1,8 m	5	2						
1,2 m	3	1	2			1	6	1
0,6 m	5		1	1			7	
0								



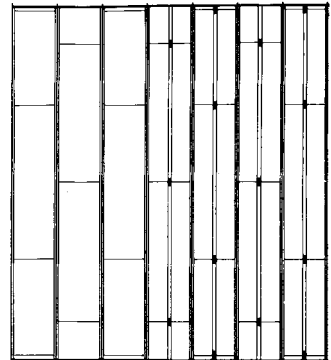
47-30

	A	B	C	D	E	F	G	H
8.4 m	6	1						
7.8 m	6	1						
7.2 m	5	2						
6.6 m	5	2					7	
6.0 m	5	2					7	
5.4 m	6	1					7	
4.8 m	5	2					7	
4.2 m	5	2					7	
3.6 m	5	2					7	
3.0 m	6	1					7	
2.4 m	5	2					7	
1.8 m	5	2					7	
1.2 m	4	2			1	6	1	
0.6 m	6				1			7
0								



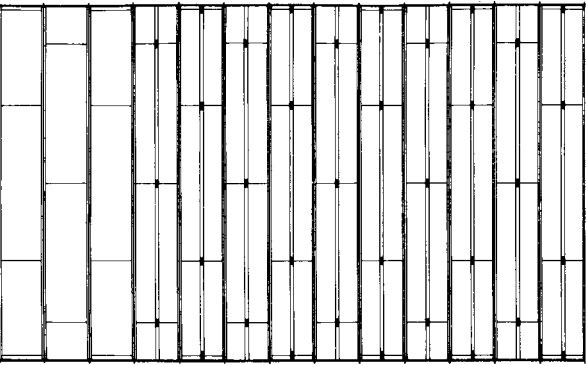
47-84

	A	B	C	D	E	F	G	H
4.2 m	6	1						
3.6 m	5	2						
3.0 m	6	1						
2.4 m	5	2					7	
1.8 m	6	1					7	
1.2 m	4	2			1	6	1	
0.6 m	6				1			7
0								



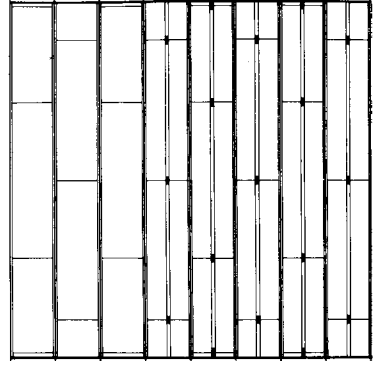
47-42

	A	B	C	D	E	F	G	H
7.8 m	6	1						
7.2 m	5	2						
6.6 m	5	2						
6.0 m	6	1					7	
5.4 m	5	2					7	
4.8 m	5	2					7	
4.2 m	6	1					7	
3.6 m	5	2					7	
3.0 m	5	2					7	
2.4 m	6	1					7	
1.8 m	5	2					7	
1.2 m	3	1	2			1	6	1
0.6 m	5				1	1		7
0								



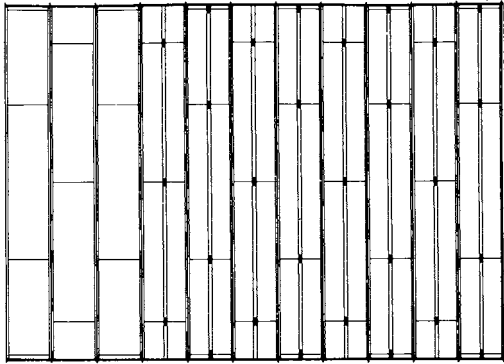
47-78

	A	B	C	D	E	F	G	H
4.8 m	6	1						
4.2 m	6	1						
3.6 m	5	2						
3.0 m	5	2					7	
2.4 m	5	2					7	
1.8 m	5	2					7	
1.2 m	3	1	1			1	6	1
0.6 m	5				1	1		7
0								



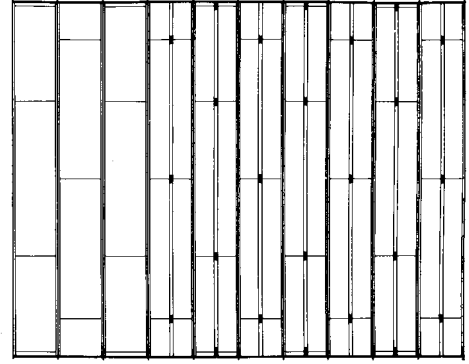
47-48

	A	B	C	D	E	F	G	H
6.6 m	6	1						
6.0 m	6	1						
5.4 m	5	2						
4.8 m	5	2					7	
4.2 m	6	1					7	
3.6 m	5	2					7	
3.0 m	5	2					7	
2.4 m	6	1					7	
1.8 m	5	2					7	
1.2 m	4	2		1	6	1		
0.6 m		6					1	7
0								



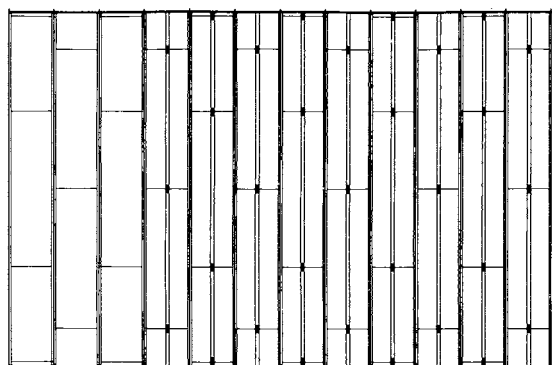
47-66

	A	B	C	D	E	F	G	H
6.0 m	6	1						
5.4 m	5	2						
4.8 m	6	1						
4.2 m	5	2					7	
3.6 m	6	1					7	
3.0 m	5	2					7	
2.4 m	5	2					7	
1.8 m	5	2					7	
1.2 m	4	2		1	6	1		
0.6 m		6					1	7
0								



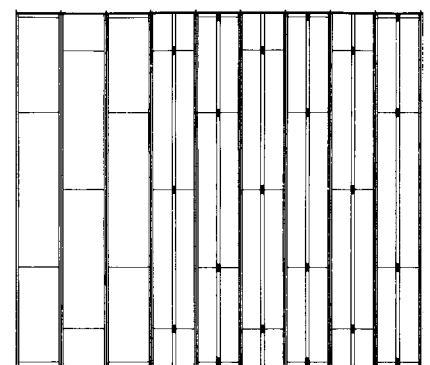
47-60

	A	B	C	D	E	F	G	H
7.2 m	6	1						
6.6 m	6	1						
6.0 m	6	1						
5.4 m	5	2					7	
4.8 m	5	2					7	
4.2 m	5	2					7	
3.6 m	5	2					7	
3.0 m	5	2					7	
2.4 m	5	2					7	
1.8 m	5	2					7	
1.2 m	3	1	1	1	1	6	1	
0.6 m		5		1	1		7	
0								

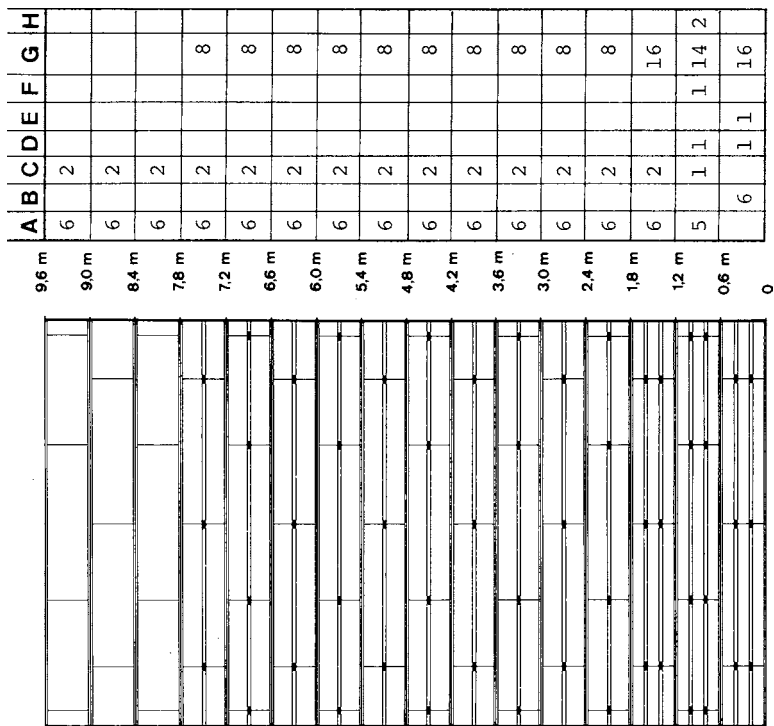


47-72

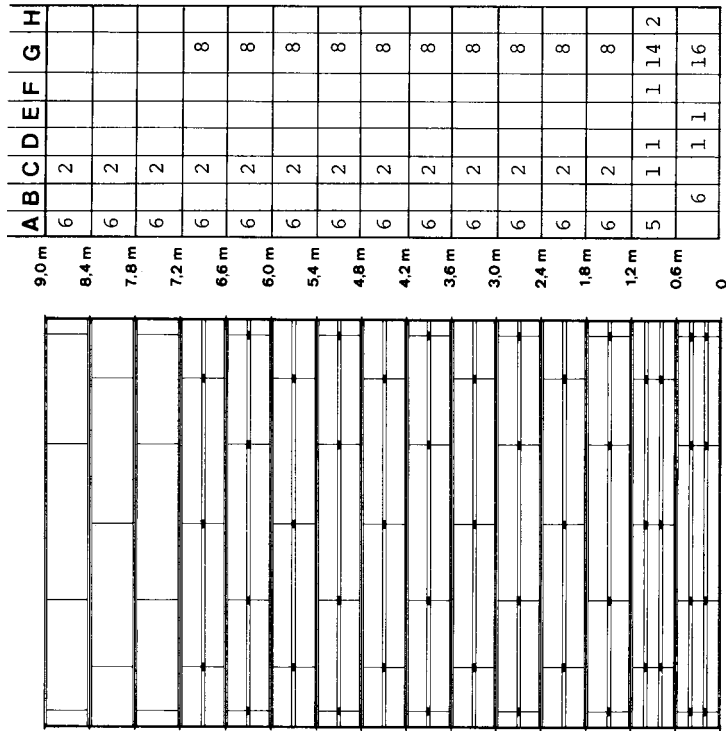
	A	B	C	D	E	F	G	H
5.4 m	6	1						
4.8 m	5	2						
4.2 m	6	1						
3.6 m	5	2					7	
3.0 m	6	1					7	
2.4 m	5	2					7	
1.8 m	5	2					7	
1.2 m	3	1	2		1	6	1	
0.6 m		5		1	1		7	
0								



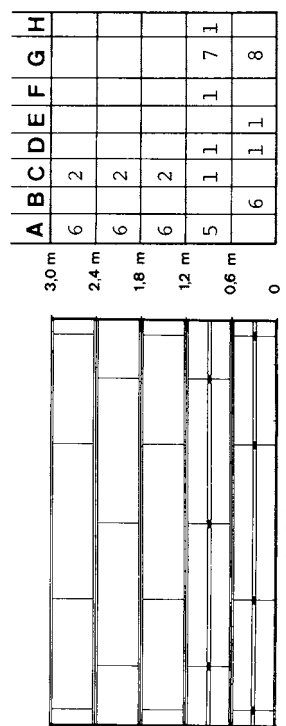
47-54



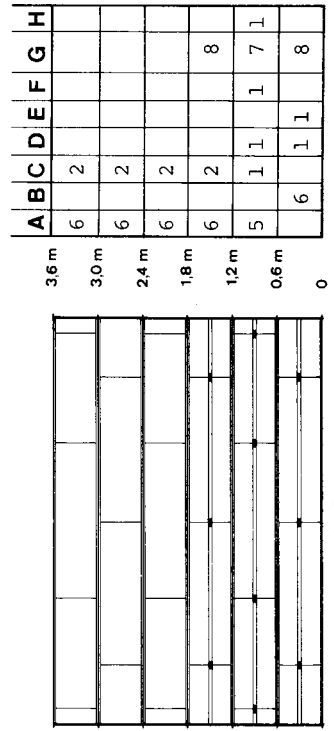
53-96



53-90



53-30



53-36

	A	B	C	D	E	F	G	H
7,8 m	6	2						
7,2 m	6	2						
6,6 m	6	2						
6,0 m	6	2					8	
5,4 m	6	2					8	
4,8 m	6	2					8	
4,2 m	6	2					8	
3,6 m	6	2					8	
3,0 m	6	2					8	
2,4 m	6	2					8	
1,8 m	6	2					8	
1,2 m	5	1	1	1	1	7	1	
0,6 m		6	1	1			8	
0								

53-78

	A	B	C	D	E	F	G	H
4,8 m	6	2						
4,2 m	6	2						
3,6 m	6	2						
3,0 m	6	2					8	
2,4 m	6	2					8	
1,8 m	6	2					8	
1,2 m	5	1	1	1	1	7	1	
0,6 m		6	1	1			8	
0								


53-48

	A	B	C	D	E	F	G	H
8,4 m	6	2						
7,8 m	6	2						
7,2 m	6	2						
6,6 m	6	2					8	
6,0 m	6	2					8	
5,4 m	6	2					8	
4,8 m	6	2					8	
4,2 m	6	2					8	
3,6 m	6	2					8	
3,0 m	6	2					8	
2,4 m	6	2					8	
1,8 m	6	2					8	
1,2 m	5	1	1	1	1	7	1	
0,6 m		6	1	1			16	
0								

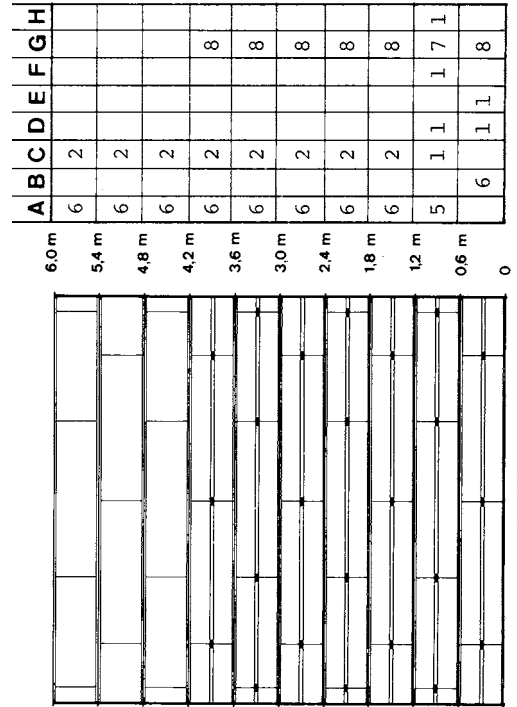
53-84

	A	B	C	D	E	F	G	H
4,2 m	6	2						
3,6 m	6	2						
3,0 m	6	2						
2,4 m	6	2					8	
1,8 m	6	2					8	
1,2 m	5	1	1	1	1	7	1	
0,6 m		6	1	1			8	
0								

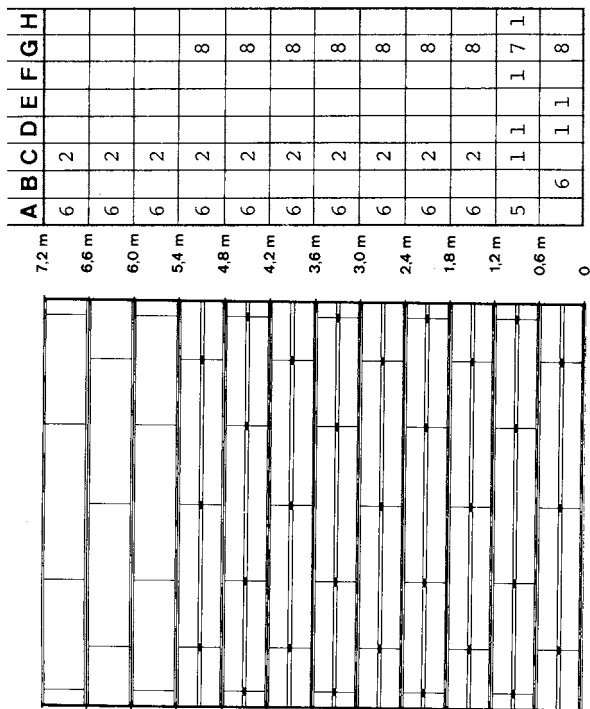
53-42



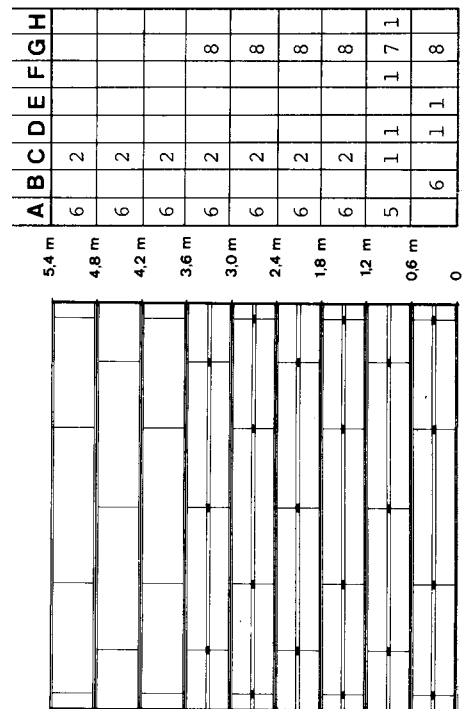
53-66



53-60

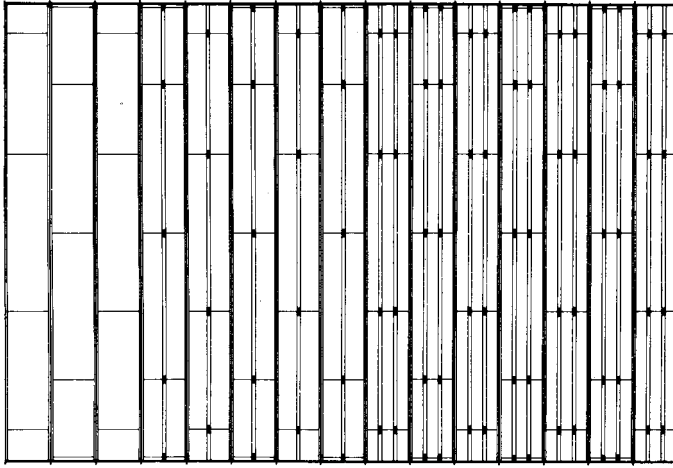


53-72

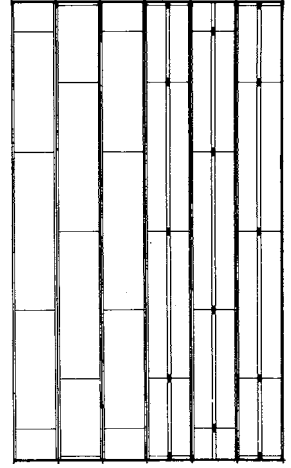


53-54

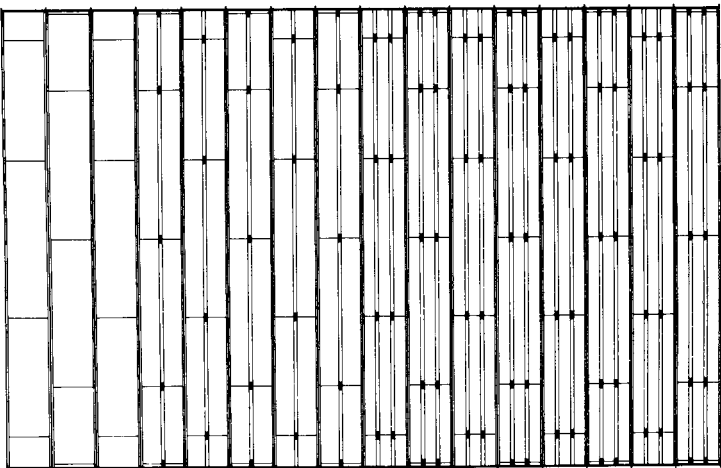
	A	B	C	D	E	F	G	H
90 m	7	2						
84 m	7	2						
78 m	7	2						
72 m	7	2					9	
66 m	7	2					9	
60 m	7	2					9	
54 m	7	2					9	
48 m	7	2					9	
42 m	7	2					18	
36 m	7	2					18	
30 m	7	2					18	
24 m	7	2					18	
18 m	6	3					18	
12 m	2	3	3		1	16	2	
06 m	6	2	1		1	18		
0								


60-90

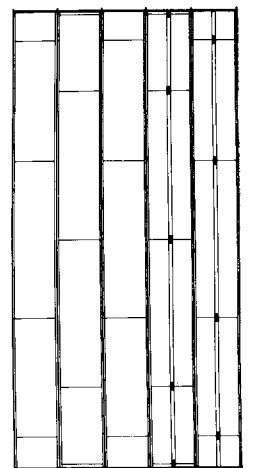
	A	B	C	D	E	F	G	H
36 m	7	2						
30 m	7	2						
24 m	7	2						
18 m	7	2					9	
12 m	4	2	2		1	8	1	
06 m	7	1	1		1	9		
0								


60-36

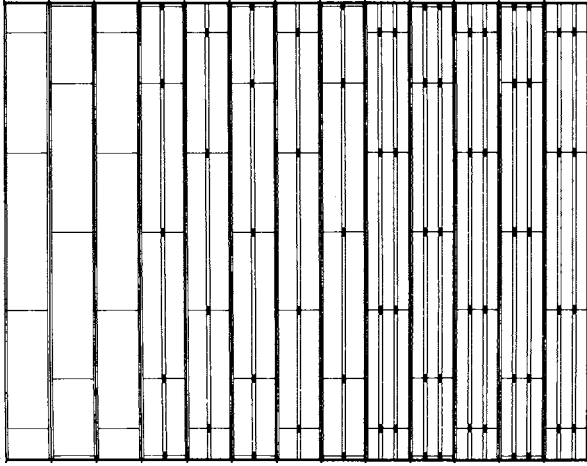
	A	B	C	D	E	F	G	H
96 m	7	2						
90 m	7	2						
84 m	7	2						
78 m	7	2					9	
72 m	7	2					9	
66 m	7	2					9	
60 m	7	2					9	
54 m	7	2					9	
48 m	7	2					18	
42 m	7	2					18	
36 m	7	2					18	
30 m	7	2					18	
24 m	6	3					18	
18 m	6	3					18	
12 m	5	3		1	16	2		
06 m	6	2	1		1	18		
0								


60-96

	A	B	C	D	E	F	G	H
30 m	7	2						
24 m	7	2						
18 m	7	2						
12 m	5	1	2		1	8	1	
06 m	8				1	9		
0								



60-30

	A	B	C	D	E	F	G	H
7,8 m	7	2						
7,2 m	7	2						
6,6 m	7	2						
6,0 m	7	2					9	
5,4 m	7	2					9	
4,8 m	7	2					9	
4,2 m	7	2					9	
3,6 m	7	2					9	
3,0 m	7	2					18	
2,4 m	7	2					18	
1,8 m	7	2					18	
1,2 m	4	1	3			1	16	2
0,6 m	8					1		18
0								



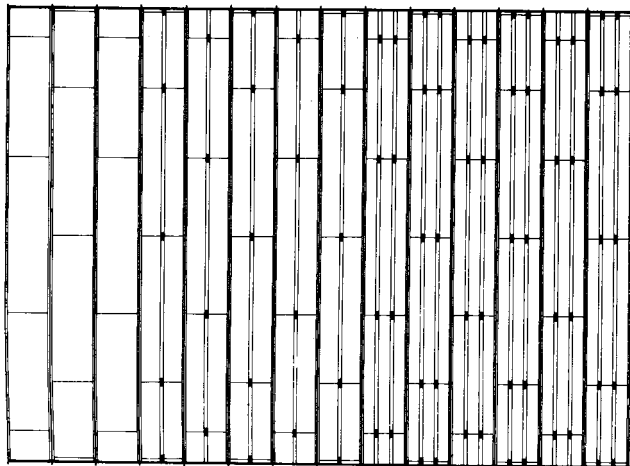
60-78

	A	B	C	D	E	F	G	H
4,8 m	7	2						
4,2 m	7	2						
3,6 m	7	2						
3,0 m	7	2					9	
2,4 m	7	2					9	
1,8 m	7	2					9	
1,2 m	5	3			1	8	1	
0,6 m	6				2	1		9
0								



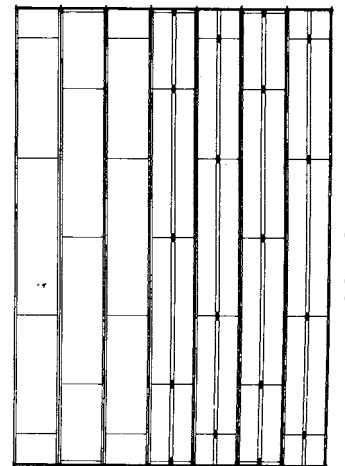
60-48

	A	B	C	D	E	F	G	H
8,4 m	7	2						
7,8 m	7	2						
7,2 m	7	2						
6,6 m	7	2					9	
6,0 m	7	2					9	
5,4 m	7	2					9	
4,8 m	7	2					9	
4,2 m	7	2					9	
3,6 m	7	2					18	
3,0 m	7	2					18	
2,4 m	7	2					18	
1,8 m	6	3					18	
1,2 m	3	2	3			1	16	2
0,6 m	7				1	1		18
0								



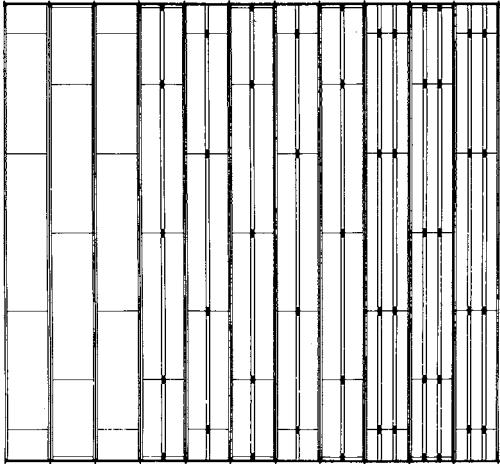
60-84

	A	B	C	D	E	F	G	H
4,2 m	7	2						
3,6 m	7	2						
3,0 m	7	2						
2,4 m	7	2					9	
1,8 m	7	2					9	
1,2 m	3	3	2			1	8	1
0,6 m	6				2	1		9
0								



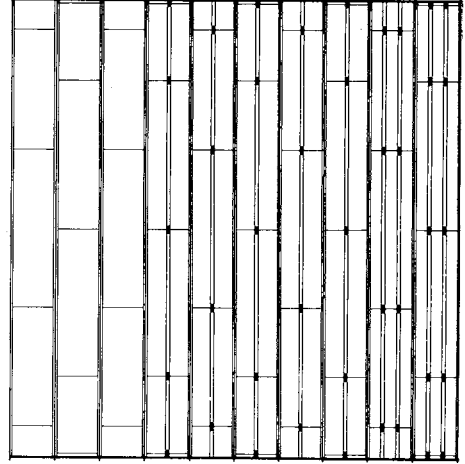
60-42

	A	B	C	D	E	F	G	H
66 m	7	2						
60 m	7	2						
54 m	7	2						
48 m	7	2					9	
42 m	7	2					9	
36 m	7	2					9	
30 m	7	2					9	
24 m	7	2					9	
18 m	7	2					18	
12 m	2	3	3		1	16	2	
0,6 m	6	2	1	18				
0								



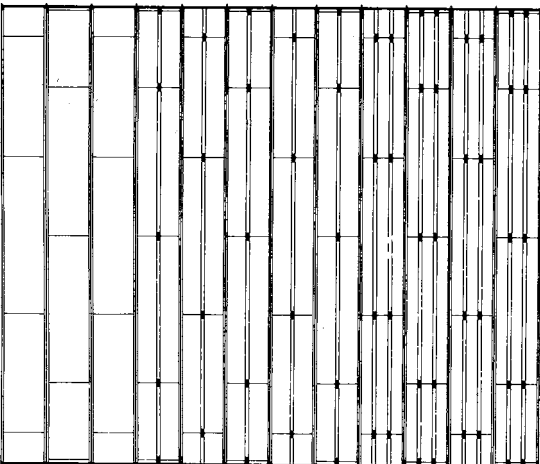
60-66

	A	B	C	D	E	F	G	H
60 m	7	2						
54 m	7	2						
48 m	7	2						
42 m	7	2					9	
36 m	7	2					9	
30 m	7	2					9	
24 m	7	2					9	
18 m	7	2					9	
12 m	3	2	3		1	16	2	
0,6 m	7	1	1	18				
0								




60-60

	A	B	C	D	E	F	G	H
7,2 m	7	2						
6,6 m	7	2						
6,0 m	7	2						
5,4 m	7	2					9	
4,8 m	7	2					9	
4,2 m	7	2					9	
3,6 m	7	2					9	
3,0 m	7	2					9	
2,4 m	7	2					18	
1,8 m	6	3					18	
1,2 m	5	3		1	16	2		
0,6 m	6	2	1	18				
0								



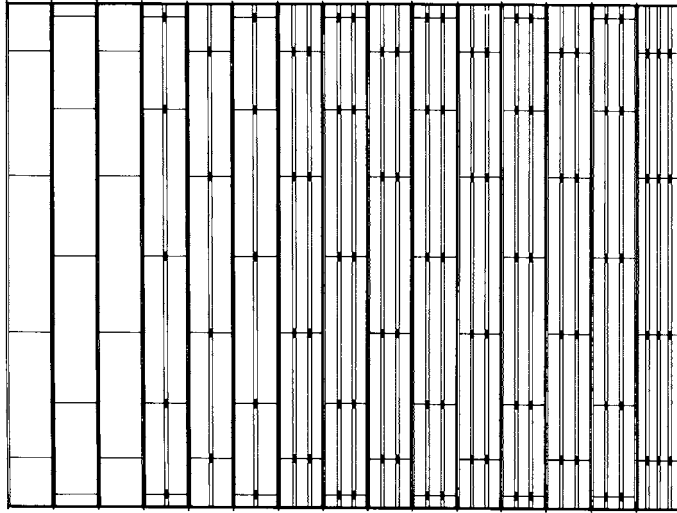
60-72

	A	B	C	D	E	F	G	H
5,4 m	7	2						
4,8 m	7	2						
4,2 m	7	2						
3,6 m	7	2					9	
3,0 m	7	2					9	
2,4 m	7	2					9	
1,8 m	7	2					9	
1,2 m	4	1	3		1	8	1	
0,6 m	8			1	18			
0								



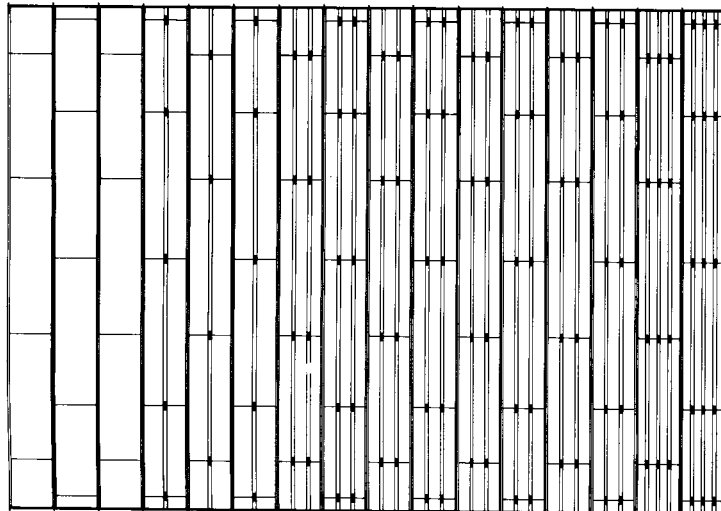
60-54

	A	B	C	D	E	F	G	H
9,0 m	8	2						
8,4 m	8	2						
7,8 m	8	2						
7,2 m	8	2				10		
6,6 m	8	2				10		
6,0 m	8	2				10		
5,4 m	8	2				20		
4,8 m	8	2				20		
4,2 m	8	2				20		
3,6 m	8	2				20		
3,0 m	7	3				20		
2,4 m	7	3				20		
1,8 m	7	3				20		
1,2 m	6	3			1	18	2	
0,6 m	9				1			30
0								



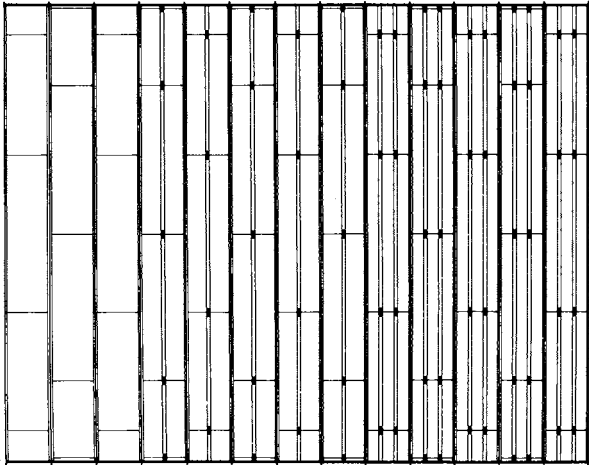
67-90

	A	B	C	D	E	F	G	H
9,6 m	8	2						
9,0 m	8	2						
8,4 m	8	2						
7,8 m	8	2						
7,2 m	8	2				10		
6,6 m	8	2				10		
6,0 m	8	2				10		
5,4 m	8	2				20		
4,8 m	8	2				20		
4,2 m	8	2				20		
3,6 m	7	3				20		
3,0 m	7	3				20		
2,4 m	7	3				20		
1,8 m	7	3				20		
1,2 m	7	3				20		
0,6 m	6	3			1	27	3	
0	9				1			30




67-96

	A	B	C	D	E	F	G	H
7,6 m	7	2						
7,2 m	7	2						
6,6 m	7	2						
6,0 m	7	2					9	
5,4 m	7	2					9	
4,8 m	7	2					9	
4,2 m	7	2					9	
3,6 m	7	2					9	
3,0 m	7	2					18	
2,4 m	7	2					18	
1,8 m	7	2					18	
1,2 m	4	1	3			1	16	2
0,6 m	8					1		18
0								



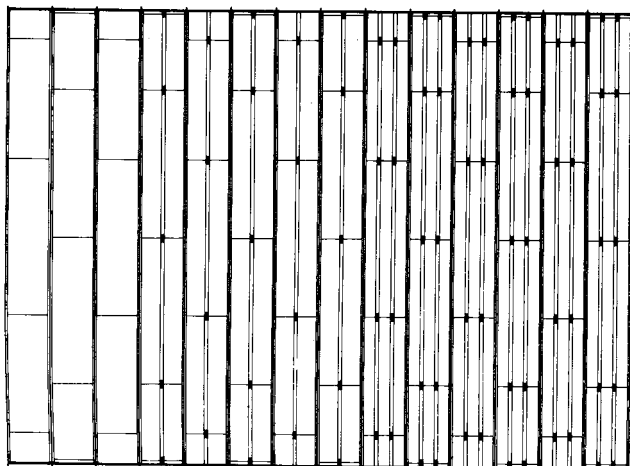
67-78

	A	B	C	D	E	F	G	H
4,8 m	7	2						
4,2 m	7	2						
3,6 m	7	2						
3,0 m	7	2					9	
2,4 m	7	2					9	
1,8 m	7	2					9	
1,2 m	5	3			1	8	1	
0,6 m	6		2	1				9
0								



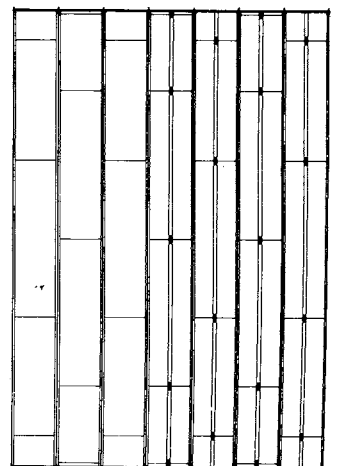
67-48

	A	B	C	D	E	F	G	H
8,4 m	7	2						
7,8 m	7	2						
7,2 m	7	2						
6,6 m	7	2					9	
6,0 m	7	2					9	
5,4 m	7	2					9	
4,8 m	7	2					9	
4,2 m	7	2					9	
3,6 m	7	2					18	
3,0 m	7	2					18	
2,4 m	7	2					18	
1,8 m	6	3					18	
1,2 m	3	2	3			1	16	2
0,6 m	7		1	1				18
0								



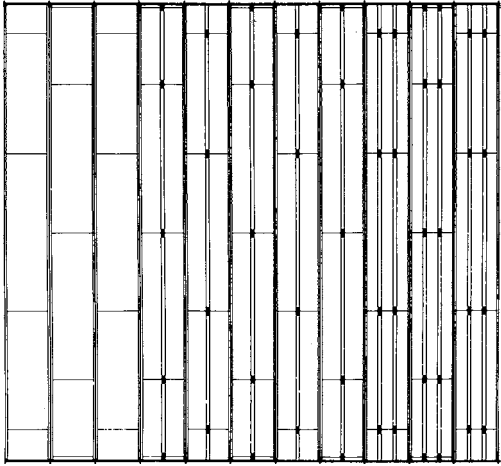
67-84

	A	B	C	D	E	F	G	H
4,2 m	7	2						
3,6 m	7	2						
3,0 m	7	2						
2,4 m	7	2					9	
1,8 m	7	2					9	
1,2 m	3	3	2			1	8	1
0,6 m	6		2	1				9
0								



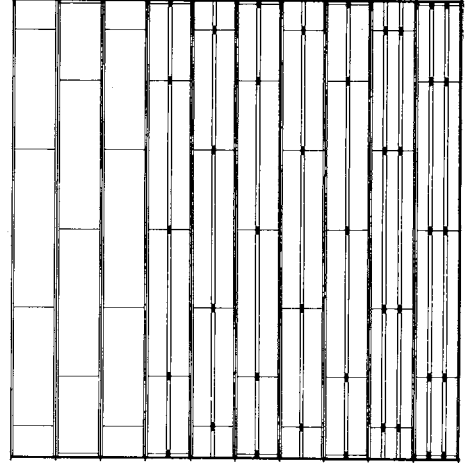
67-42

	A	B	C	D	E	F	G	H
6.6 m	7	2						
6.0 m	7	2						
5.4 m	7	2						
4.8 m	7	2					9	
4.2 m	7	2					9	
3.6 m	7	2					9	
3.0 m	7	2					9	
2.4 m	7	2					9	
1.8 m	7	2					18	
1.2 m	2	3	3		1	1	6	2
0.6 m	6	2	1				18	
0								



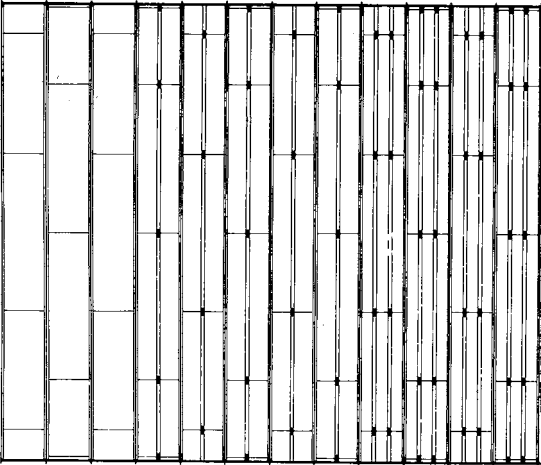
67-66

	A	B	C	D	E	F	G	H
6.0 m	7	2						
5.4 m	7	2						
4.8 m	7	2						
4.2 m	7	2					9	
3.6 m	7	2					9	
3.0 m	7	2					9	
2.4 m	7	2					9	
1.8 m	7	2					9	
1.2 m	3	2	3		1	1	6	2
0.6 m	7	1	1				18	
0								




67-60

	A	B	C	D	E	F	G	H
7.2 m	7	2						
6.6 m	7	2						
6.0 m	7	2						
5.4 m	7	2					9	
4.8 m	7	2					9	
4.2 m	7	2					9	
3.6 m	7	2					9	
3.0 m	7	2					9	
2.4 m	7	2					9	
1.8 m	7	2					18	
1.2 m	6	3	3		1	1	6	2
0.6 m	5	3	3		1	1	6	2
0	6	2	1				18	



67-72

	A	B	C	D	E	F	G	H
5.4 m	7	2						
4.8 m	7	2						
4.2 m	7	2						
3.6 m	7	2					9	
3.0 m	7	2					9	
2.4 m	7	2					9	
1.8 m	7	2					9	
1.2 m	4	1	3		1	8	1	
0.6 m	8	1	1				18	
0								



67-54

Kongskilde Industries A/S
Skælskørvej 64
DK - 4180 Sorø
Tel. +45 72 17 60 00
mail@kongskilde-industries.com
www.kongskilde-industries.com

